

① Please separate wastes into correct type of garbage bags before disposal.

Please use Kaizuka City's official garbage bags (purple color=burnable garbage and pink color=non-burnable garbage) for non-recyclable waste.

Kaizuka City's official garbage bag can be purchased at stores such as supermarkets and convenience stores.

Please separate recyclables (PET bottles/ Plastics with the recycling mark/ Cans and bottles) into transparent or translucent bags.



Combustible
Garbage bag
(10 sheets
included)

② Please put out waste at the designated collection place.

Please be sure to tie bags well to keep this area clean.

③ Please dispose of waste by **8:45** am on the designated day of the week.



Kaizuka City Hall Waste Management Division

072-433-7009

<https://www.city.kaizuka.lg.jp/haiki/gomi>

Burnable Trash

Area B-2 collects garbage every Tuesday and Friday.

Please squeeze out excess water from food waste before disposal.




Please tie bags well to prevent garbage from spilling out.



Food garbage



CDs/CD cases



Toys



Dish sponges



Toothbrushes



Plastic products

(non-recyclable buckets, washtubs and food storage containers, etc.)



Clothes



Disposable diapers




Leaves and branches



Shoes



Poly tanks



Burnable garbage bag (purple)

45 liter 10 sheets: 200 yen
30 liter 10 sheets: 150 yen
20 liter 10 sheets: 100 yen

PET bottles / Plastics


Area B-2 collects garbage every Thursday.

PET bottles

How to dispose of PET bottles



Items with the PET bottle recycling mark



① Remove the cap and label.



② Wash with water.



③ Crush



Put in a transparent or translucent bag.

Discard the cap and label with plastic waste.

Separate PET bottles from other plastics with the recycling mark.

Plastics



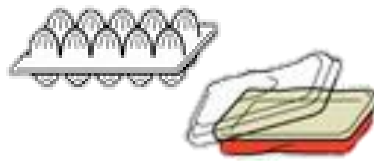
Items with the plastic recycling mark



Rinse plastic waste with water before placing it in a transparent or translucent bag.



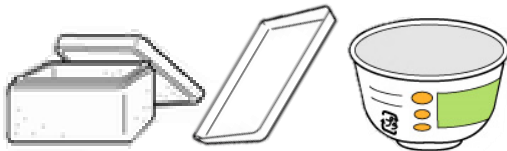
Soap, detergent and seasoning containers



Egg packs and bento containers



Throw away dirty items with burnable garbage.



Styrofoam Containers (Trays, Ramen Cups, etc)



Candy bag



PET bottle caps and labels



Put in a transparent or translucent bag.

Cans / bottles

Area B-2 collects garbage on the 2nd and 4th Wednesdays of each month.



Tin cans



Steel cans



Aluminum cans

Cans and bottles of food and drink.

Rinse with water and place in a transparent or translucent bag.



Glass bottles



Empty seasoning bottles

Put aerosol spray cans and gas cassette cylinders in non-burnable garbage bags.



Non-burnable garbage

Area **B-2** collects garbage on the 3rd Wednesday of every month.

Made of metal, pottery, glass



45 liter 1 sheet: 500 yen
20 liter 1 sheet: 250 yen

 Please use up all spray cans and gas cassette cylinders.

Oversized garbage

(large trash that does not fit in the garbage bag)
Please make a reservation by phone.




Please purchase and attach oversized garbage disposal ticket (yellow). 1 ticket (500 yen) per item up to 3 meters

Measure the size of furniture.

- ① measure the length of A: height, B: width, C: depth of oversized garbage.
- ② for garbage with a total length of A, B and C up to 3 meters, attach one oversized garbage disposal ticket.

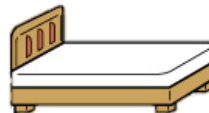
For garbage with a total length of A, B and C exceeding 3 meters, attach two oversized garbage disposal tickets.



Cabinets and drawers



Sofas/ chairs



Beds




Tables



Bicycles



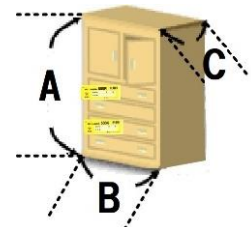
Clothing storage containers



Umbrellas (up to 10 per ticket)

How to put out oversized garbage.

- ① Apply by phone to the Oversized Garbage Reservation Center. **072-429-5374**
- ② The reservation center will inform you of the collection date and discharge location of oversized garbage.
- ③ Purchase oversized garbage disposal tickets at supermarkets, convenience stores, and other stores.
- ④ Attach the oversized garbage disposal ticket to the oversized garbage.
- ⑤ Please take it out to the collection point by 8:45 am on the day of collecting oversized garbage.




4 items of home appliances (Home appliance recycling)

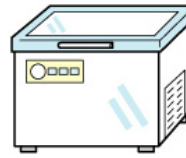
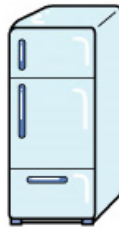
It cannot be put out with oversized garbage.




TV sets



Washing machines /
Clothes dryers



Refrigerators /
Freezers



Air conditioners
(Outdoor unit)

How to throw away home appliances.

There is a way to dispose of **A** **B** **C**.

A Have an electronics store pick up your home appliances.

Have the store (electronics store) where you purchased.
There is a charge for picking up.

B Have Ecole (transportation company) pick up home appliances.

Home appliance recycling fee and transportation fee will be charged.
Ecole can also carry appliances out of the home.

Ecole Co., Ltd.
072-458-7557

C Carry it to Nippon Express (pick-up office) by yourself.

Please complete the form at the post office to pay for and receive a home appliance recycling ticket (Prices vary by home appliance manufacturer.)



Post Office

Please tell staff the manufacturer name and size of the home appliance to be thrown away to find out the fee amount.

Please enter your name and address on the form and pay the correct fee.

You will receive a recycling ticket for the home appliance.

Take the home appliances to be thrown away and the home appliance recycling ticket (copy) to Nippon Express.

Nippon Express Address: 7-6 Jizohama-cho, Kishiwada-shi 072-439-5658

If you are not sure, please consult the Home Appliance Recycling Ticket Center.

0120-319-640 <https://www.rkc.aeha.or.jp>

Sample recycling fees (Prices subject to change.) (Prices vary by home appliance manufacturer.)

TV 16 type or more 2,970 yen 15 type or less 1,870 yen Washing machine / clothes dryer 2,530 yen

Refrigerator/ freezer 171 liters or more 4,730 yen 170 liters or less 3,740 yen Air conditioner 990 yen

Post office transfer fee counter 203 yen ATM 152 yen

Self-transport Waste Disposal Instructions

You will load the garbage in your car and throw it away.

Kishiwada City Kaizuka City Clean Center

Address : 1-2 Kishinoura-cho, Kishiwada-shi

072-436-5389

Reception time

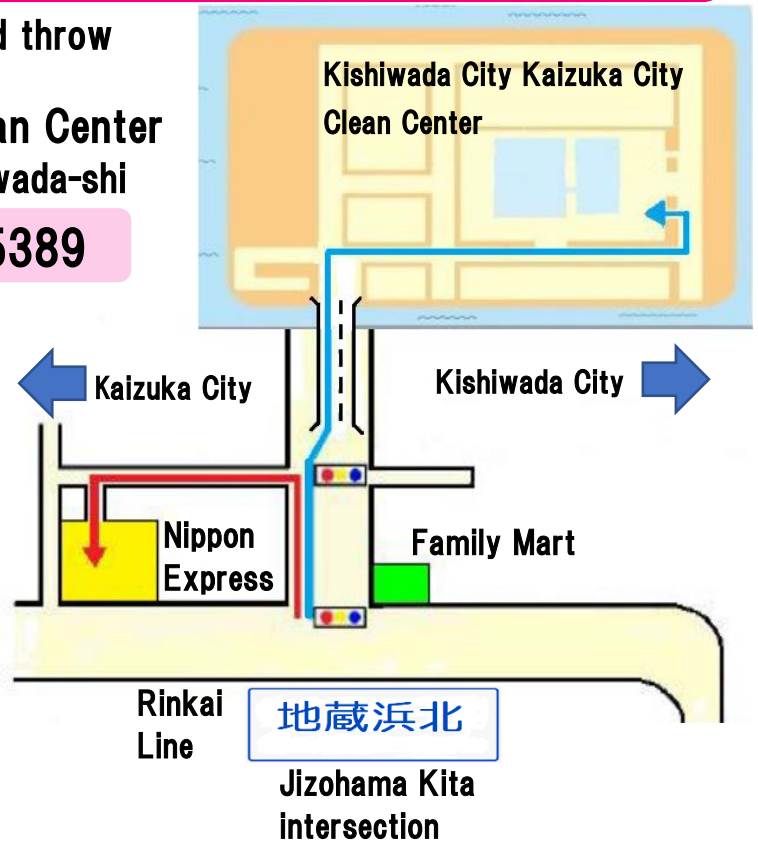
Monday to Friday (Including holidays)
From 1 pm to 5 pm (Please enter by 4:30)
Not accepted on Saturdays and Sundays

price

A flat rate of 1,000 yen for 70 kg or less.

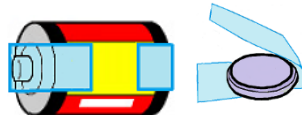
If the weight exceeds 70 kg, 120 yen will be added for every 10 kg of weight.

Please fill in the "General Waste Carry-in Application Form" at the Clean Center.



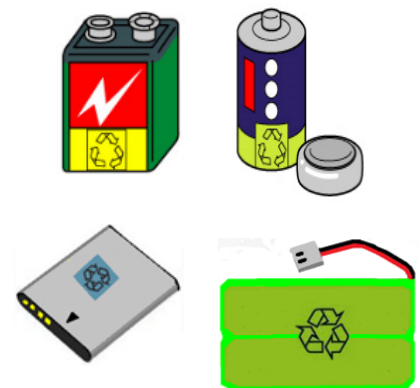
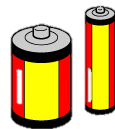
Dry batteries, button batteries, small rechargeable batteries

When disposing of the dry battery, attach tape to both sides of the dry battery to insulate it.



Dry Batteries / coin type lithium batteries

Please put the used batteries in the "waste dry battery posts" installed in the town hall, public hall, city hall, etc. in Kaizuka city.



Small rechargeable batteries

For used button batteries and small rechargeable batteries, consult the store where you purchased the batteries.



Waste dry battery disposal containers (waste dry battery posts)

